

SERIES 30-92061

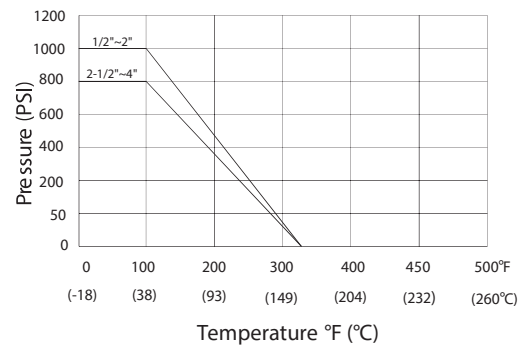
SANITARY 3-PIECE STAINLESS DIRECT MOUNT BALL VALVE
 FULL PORT - 1000 WOG - SANITARY ENDS



Specifications:

- Four Piece
- End Type: Sanitary Clamp Ends
- Pressure rating: 1000 WOG
- Temperature: 0°F to 320°F
- Blow-out proof stem design
- ISO 5211 Top Flange for Direct Mounting

Pressure Temperature Ratings

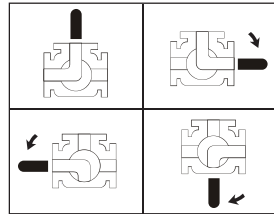


Materials List

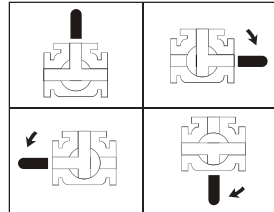
NO.	PART NAME	MATERIAL	NO. PCS.
1	BODY	A351-CF8M / CF3M	1
2	T-CLAMP CAP	ASTMA351 Gr. CF8M	3
3	BALL	ASTMA351 Gr. CF8M	1
4	STEM	SUS 316	1
5	THRUST WASHER	PTFE	1
6	STUD	SUS 304	16
7	HANDLE	SUS 304	1
8	CAVITY FILLER	PTFE	4
9	GLAND	SUS 304	1
10	V-RING PACKING	PTFE	1
11	BELLEVILLE WASHER	SUS 301	2
12	COVER CAP	ASTMA351 Gr. CF8M	1
13	COVER JOINT GASKET	PTFE	4
14	WASHER	SUS 304	16
15	NUT	SUS 304	16
16	HANDLE SLEEVE	VINYL	1

Flow Patterns

3-Way L-Port 30L



3-Way T-Port 30T



Dimensions (in.)

SIZE	DN	ISO-5211	A	B	ØC	ØD	E	L	G1 / G2
1/2"	15	F03/F04	0.35	3.07	0.37	0.35	4.76	4.65	1.42 / 1.65
3/4"	20	F03/F04	0.35	3.23	0.62	0.35	4.76	5.00	1.42 / 1.65
1"	25	F04/F05	0.43	3.54	0.87	0.43	5.39	6.01	1.65 / 1.97
1-1/2"	40	F05/F07	0.55	4.09	1.38	0.55	7.17	6.89	1.97 / 2.76
2"	50	F05/F07	0.55	4.51	1.87	0.55	7.17	7.50	1.97 / 2.76
2-1/2"	65	F07/F10	0.67	4.25	2.37	0.67	14.57	8.96	2.76 / 4.02
3"	80	F10/F12	0.91	5.28	2.87	0.87	15.75	10.26	2.76 / 4.02
4"	100	F10/F12	0.91	5.64	3.83	0.87	15.75	11.44	4.02 / 4.92

