

INSTALLATION & MAINTENANCE MANUAL

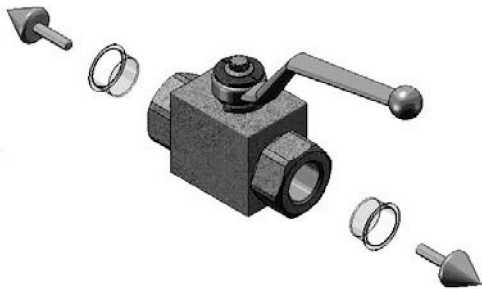
TRIAD - SERIES HP3W

HIGH PRESSURE BALL VALVES

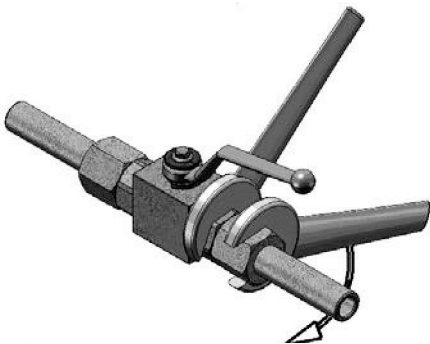


Ball valves with threaded ends are installed on the line in the following way.

- Be sure to remove the protection at the ends (this protection should only be removed before installation; as it prevents foreign bodies from entering the valve). Check that the threading on the fitting is clean and not damaged in anyway.

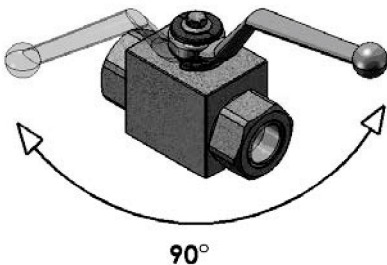


- When tightening onto the pipe, never hold the valve by the open/close lever, but use a wrench on the hexagon plug.



- The valves can be installed in any position and any angle, vertical or horizontal. They can be operated by hand or by using an actuator.

Turn the open/close lever by 90° until it reaches its limit. Stop to open or close the valve by hand.

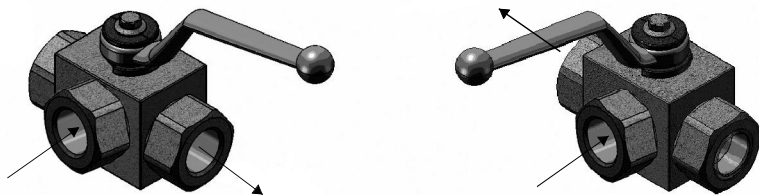


INSTALLATION & MAINTENANCE MANUAL

TRIAD - SERIES HP3W

HIGH PRESSURE BALL VALVES

- The HP3W three way valve is typically supplied with an L Port ball configuration. The most common use of the valve is to direct flow into the center port and by turning the handle 90° flow can be diverted to either side outlet port. The illustration below depicts the handle position as it relates to the flow path.



NEVER USE THESE VALVES AS PRESSURE REGULATORS

CAUTION

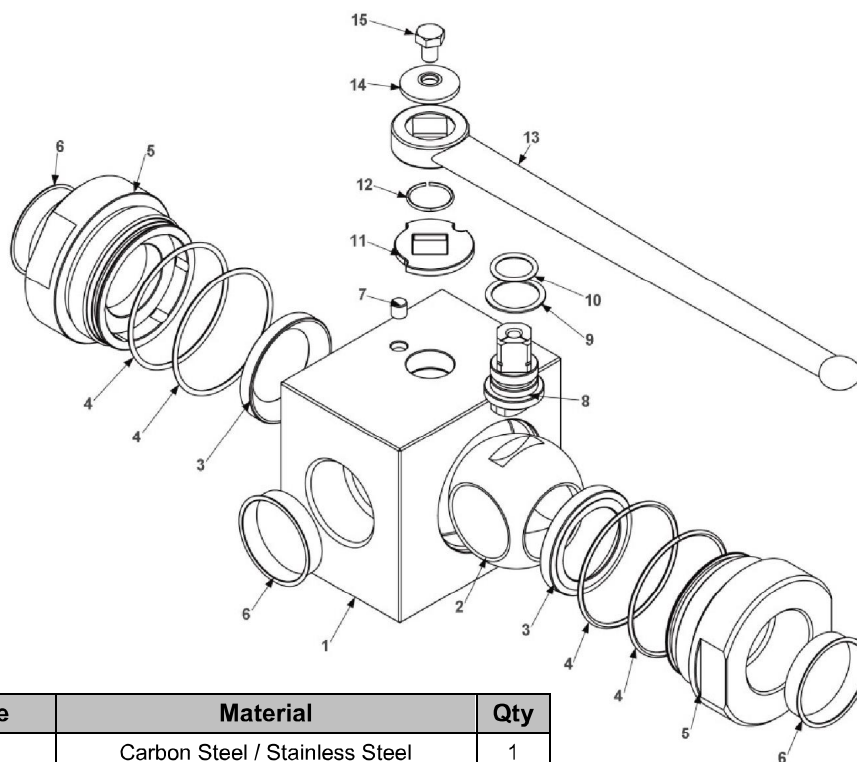
Never install the valves on lines that work temperatures below or above the allowed limits.

Never use thread locking permanent on the ends of the valves during installation, as these will immediately inhibit all the valve functions. Triad recommends thread sealant for all valves.

Never use the valves without authorization in plant handling the so-called 'harmful' fluids (i.e. not specified in the above standards).

Never attempt to assemble or change the valves when the line is pressurized.

Never exceed the max working pressure indicated on the valves.



No.	Part Name	Material	Qty
1	Body	Carbon Steel / Stainless Steel	1
2	Ball	Carbon Steel / Stainless Steel	1
3	Ball Seat	POM	2
4	Adapter o-ring	NBR	4
5	Adapter	Carbon Steel / Stainless Steel	2
6	Caps	PVC	3
7	Stop	Carbon Steel / Stainless Steel	1
8	Stem	Carbon Steel / Stainless Steel	1
9	Stem Ring	POM	1
10	Stem o-ring	NBR	1
11	Washer	Carbon Steel / Stainless Steel	1
12	Snap Ring	Stainless Steel	1
13	Handle	Carbon Steel / Stainless Steel	1
14	Washer	Carbon Steel / Stainless Steel	1
15	Screw	ISO4017 8.8	1